

Schwab Fundamental International Large Company Index Fund

Investment objective

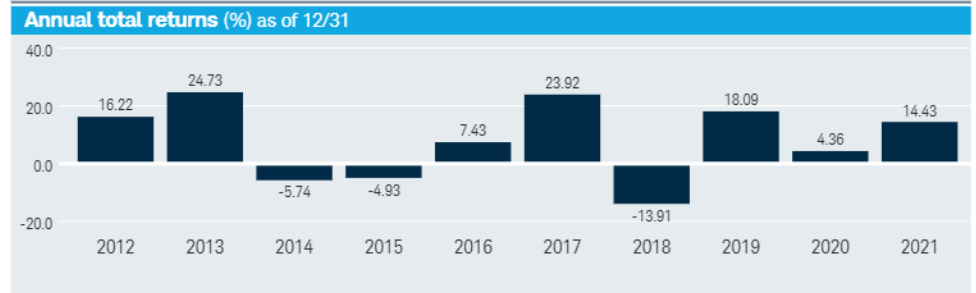
The Fund seeks investment results that correspond generally (before fees and expenses) to the total return of the Russell RAFI™ Developed ex US Large Company Index.

Fund highlights

- Simple access to the largest international developed companies based on fundamental measures
- A straightforward, low-cost fund with no investment minimum
- Offers contrarian investing and disciplined rebalancing through a systematic process based on indexes with established track records
- Offers the potential for value and yield factor exposure
- The Fund can serve as part of the core or complement to market-cap indexing and active management in a diversified portfolio

Fund details	
Total net assets	\$1,411,710,701
Inception date	04/02/07
Expense ratio ¹	0.25%
Ticker symbol	SFNNX
Number of securities	933
Distribution frequency	Annual
CUSIP	808509376
Index name	Russell RAFI™ Developed ex US Large Company Index (Net)
Portfolio turnover rate (1-year trailing)	19.50%
Minimum initial investment	None
Minimum balance	None
Loads/12b-1 fees	None

Performance (%) as of 12/31/21	Cumulative		Annualized				
	3 Months	Year to Date	1 Year	3 Years	5 Years	10 Years	Since Inception ²
Fund	1.99	14.43	14.43	12.14	8.51	7.70	3.30
Russell RAFI™ Developed ex US Large Company Index (Net) ³	1.50	14.59	14.59	12.17	8.46	7.80	–
Russell RAFI™ Developed ex US Large Company Fair Value Index (Net) ^{3,4}	1.69	14.19	14.19	12.04	8.49	–	–
Fundamental Developed ex-U.S. Large Company Spliced Index ⁴	1.50	14.59	14.59	12.17	8.46	7.87	3.80
MSCI EAFE® Index (Net) ⁴	2.69	11.26	11.26	13.54	9.55	8.03	3.38
Category Average ⁴	2.25	11.83	11.83	10.15	6.78	6.29	–



Performance data quoted represents past performance and is no guarantee of future results. Returns are based on total return, which assumes reinvestment of dividends and distributions. Investment returns and principal value will fluctuate so that an investor's shares, when sold or redeemed, may be worth more or less than their original cost. Current performance may be lower or higher than performance data quoted. To obtain performance information current to the most recent month end, please visit www.schwabassetmanagement.com.

Index performance returns do not reflect any management fees, transaction costs or expenses, which would lower performance. They assume dividends and distributions were reinvested. Indices are unmanaged and cannot be invested in directly.

The first index listed for the fund is the fund's primary benchmark, as shown in the prospectus. Additional indices shown are provided for comparative purposes.

Statistical information (3 Yr.) as of 12/31/21			
	Fund	Russell RAFI™ Developed ex US Large Company Index (Net)	MSCI EAFE® Index (Net)
Sharpe ratio	0.56	0.56	0.73
Standard deviation	20.05%	20.07%	17.16%
Beta v. Benchmark	1.14	1.15	1.00
R-squared	95.72%	96.48%	100.00%

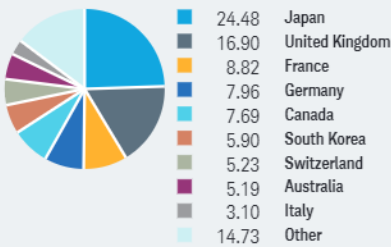
Source: Zephyr StyleADVISOR as of 12/31/21. Fund and Russell RAFI Index calculations use MSCI EAFE® Index (Net) as the comparative index.

Investors should consider carefully information contained in the Fund's prospectus, or if available, the summary prospectus, including investment objectives, risks, charges and expenses. You can view and download a prospectus by visiting www.schwabassetmanagement.com/prospectus. Please read the prospectus carefully before investing.

Top 10 holdings^{5, 6} (% of portfolio) as of 12/31/21

Samsung Electronics Co., Ltd.	1.80
Toyota Motor Corp.	1.65
Royal Dutch Shell Plc Class A	1.59
BP p.l.c.	1.51
Royal Dutch Shell Plc Class B	1.40
TotalEnergies SE	1.39
Nestle S.A.	1.19
HSBC Holdings Plc	0.87
Roche Holding Ltd	0.83
Glencore plc	0.78
TOTAL	13.01

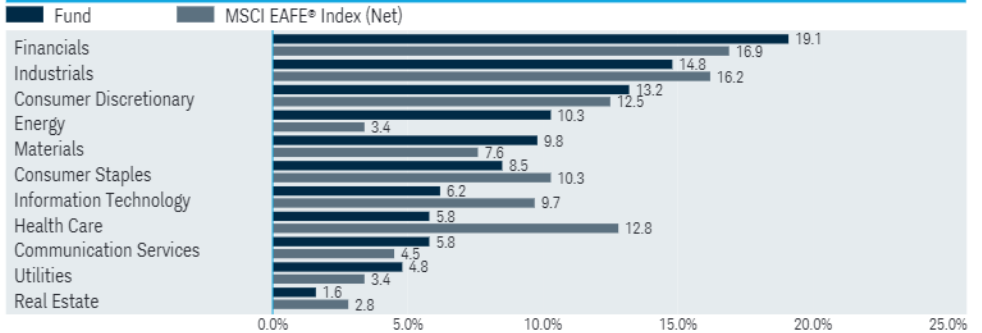
Top 10 countries⁵ (% of portfolio) as of 12/31/21



Portfolio characteristics³ as of 12/31/21

	Fund	MSCI EAFE® Index (Net)
Wtd. avg. market capitalization (in millions)	\$71,877	\$86,511
Price-to-earnings ratio	11.90	16.64
Price-to-book ratio	1.18	1.89
Price-to-cash-flow ratio	6.51	11.36
Return on equity	6.93%	12.86%
5-year earnings growth	2.76%	6.59%

Sector weightings⁵ (% of portfolio) as of 12/31/21



Sector and/or industry weightings for the portfolio are determined using the Global Industry Classification Standard (GICS). GICS was developed by and is the exclusive property of MSCI and Standard & Poor's (S&P). GICS is a service mark of MSCI and S&P and has been licensed for use by Charles Schwab & Co., Inc.

Find out more today

For more information, please visit www.schwabassetmanagement.com.

For additional information about the indices and terms shown, please visit www.schwabassetmanagement.com/resources/glossary.

Diversification strategies do not ensure a profit and do not protect against losses in declining markets.

International investments involve additional risks, which include differences in financial accounting standards, currency fluctuations, geopolitical risk, foreign taxes and regulations, and the potential for illiquid markets.

¹ As stated in the prospectus. These figures may differ from those presented in a fund's shareholder report.

² Since-inception performance of the indexes—with the exception of the Russell RAFI™ Developed ex US Large Company Index (Net)—is based on the inception date of the Fund.

³ A fair value index measures returns adjusted to reflect price and foreign exchange rate changes for index securities in markets that have closed prior to the close of the New York Stock Exchange. Fair value index returns are calculated using fair value adjustment factors as of the close of the New York Stock Exchange provided by Interactive Data's (IDCo) Fair Value Information Service.

⁴ Source: Morningstar, Inc. as of 12/31/21.

⁵ Data provided by FactSet as of 12/31/21.

⁶ Portfolio holdings are as of the date shown and may not represent current or future holdings and are not a recommendation of individual securities by the investment adviser.

Securities information includes trades posted to the Fund as of trade date.

The inception date of the index is 2/24/11. The fund began tracking the index on 10/19/12.

Fundamental Developed ex-U.S. Large Company Spliced Index An internally calculated index comprised of the FTSE RAFI Developed ex US 1000 Index from inception of the Schwab Fundamental International Large Company Index Fund until the close of business on 10/18/12 and the Russell RAFI™ Developed ex US Large Company Index (Net) from 10/19/12 forward, when the Fund began tracking the index. The FTSE RAFI Developed ex US 1000 Index is composed of the largest 1,000 listed companies incorporated outside the United States, ranked by four fundamental financial measures of size, sales, cash flows, book value and dividends. The index is rebalanced and reconstituted annually.

The Schwab Fundamental International Large Company Index Fund is not in any way sponsored, endorsed, sold or promoted by Frank Russell Company (Russell), by the London Stock Exchange Group companies (LSEG), or by Research Affiliates LLC (RA) (collectively the Licensor Parties), and none of the Licensor Parties make any warranty or representation whatsoever, expressly or impliedly, either as to the results to be obtained from the use of the Russell RAFI™ Developed ex US Large Company Index (the Index) or otherwise. The Index is compiled and calculated by Russell in conjunction with RA. None of the Licensor Parties shall be liable (whether in negligence or otherwise) to any person for any error in the Index and none of the Licensor Parties shall be under any obligation to advise any person of any error therein. "Russell" is a trademark of Russell. The trade names "Research Affiliates", "Fundamental Index" and "RAFI" are registered trademarks of RA. Charles Schwab Investment Management, Inc. has obtained full license from Russell to use the Index. For full disclaimer please see the fund's statement of additional information.

Schwab Asset Management is the dba name for Charles Schwab Investment Management, Inc. (CSIM), the investment advisor for Schwab Funds. Schwab Funds are distributed by Charles Schwab & Co., Inc. (Schwab) Member SIPC. Schwab Asset Management and Schwab are separate but affiliated companies and subsidiaries of The Charles Schwab Corporation.

Not FDIC Insured - No Bank Guarantee - May Lose Value

©2022 Charles Schwab Investment Management, Inc. All rights reserved. SLS88539-25 (1021-1K0E) (01/22)